

Plain Minor - Bob Minor

(And Little Bob)

James and Helena Thorpe

jfthorpe@gmail.com



The problem or challenge

The majority of all
ringing skills are used

(or should be)

in ringing Bob Minor

Plan for the next Hour

Plain Bob:

Striking; Handling; Structure of Method; How to Ring it!;
Structure of Touches

Little Bob:

Common factors; How to Ring it; Structure

**What were you
hoping to learn?**

Striking

- Listen to your bell in rounds
- Don't put striking off until later!
- Honing skills in Call Changes and Plain Hunt
- Common faults

Leading - a 13 Blow Rhythm!!!

1 2 3 4 5 6 1 2 3 4 5 6 1 2 3 4 5 6 1 2 3 4 5 6

Listening Exercise:



B	1		2		3		4		5		6
H	2	1				4	3			6	5
B	2			4	1			6	3		5
H	4	2				6	1			5	3

Advanced Handling

What do you need in order to ring bob minor that you DIDN'T need previously?





Someone has to...
...**“turn the tenor in”**

Structure of Bob Minor

It is mostly plain hunt!
65324 COURSING ORDER

Plain Hunt on six bells

12 "changes" Showing the tracks of two of the bells

1 2 3 4 5 6 *Start in Rounds*

2 1 4 3 6 5

2 4 1 6 3 5

4 2 6 1 5 3

4 6 2 5 1 3

6 4 5 2 3 1

6 5 4 3 2 1

5 6 3 4 1 2

5 3 6 1 4 2

3 5 1 6 2 4

3 1 5 2 6 4

1 3 2 5 4 6

1 2 3 4 5 6

Start in Rounds

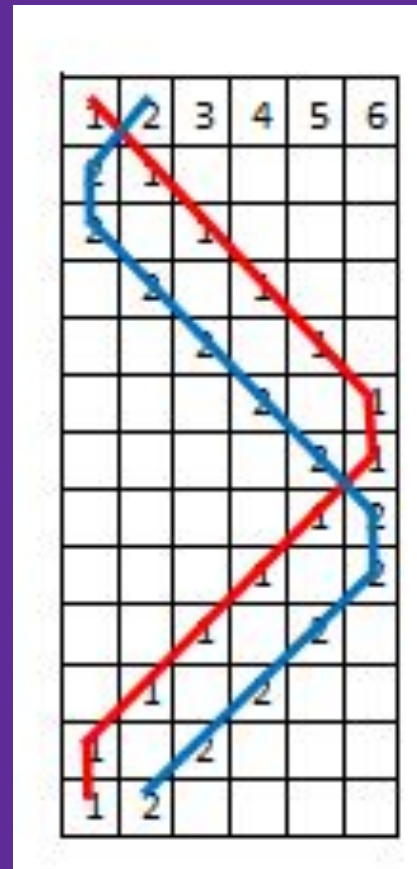
Each row is a striking sequence of the bells. The red line is the track of the treble (bell No.1).

Bell 5 is shown in blue. Bells 2, 3, 4 & 5 also follow a plain hunt pattern, but with a different starting point.

The pattern shown repeats after 12 changes, and has to be modified to become a ringing "method" in order to produce different rows.

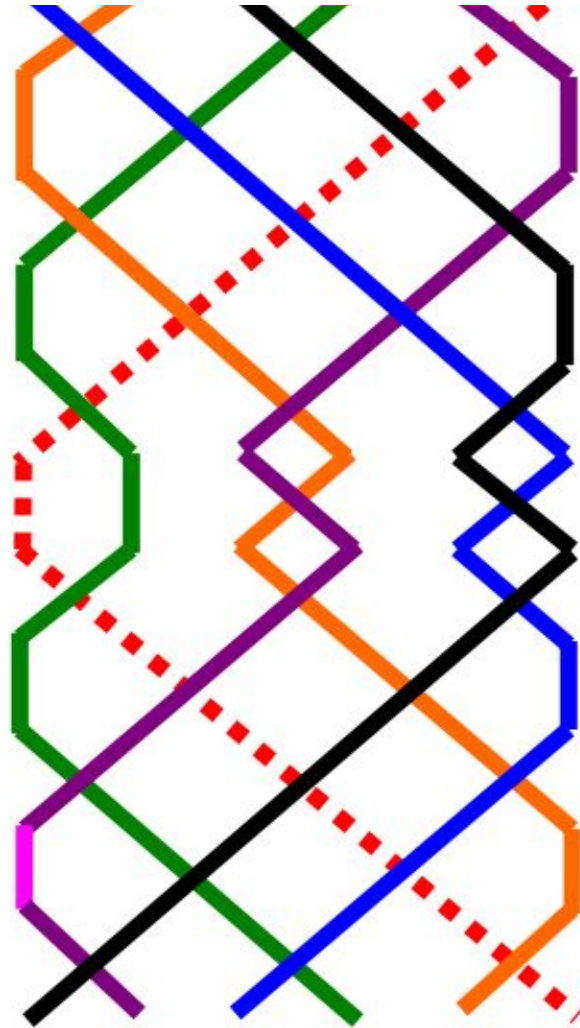
Finish in Rounds

“Follow the treble
down!”



Plain bob is more than plain hunt

The effect of seconds!




What are dodges?

A step back the other way

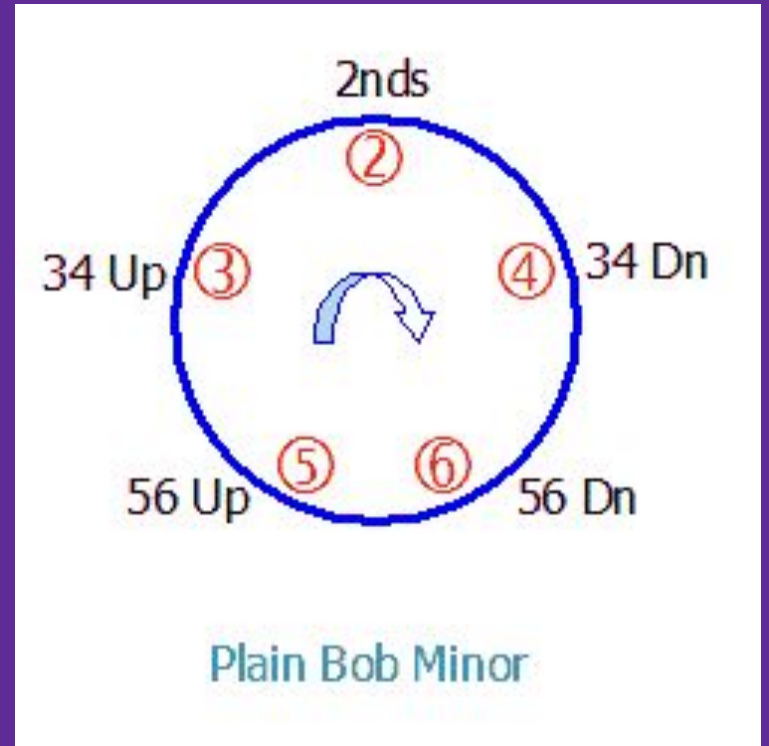
AND

Set off again in the original direction

2 Speed changes



The circle of work



Help I'm Lost! (Treble passing places)

- 1) Lead in the right place (use your course bells)
- 2) Spot the treble hunting out

Pass the treble in 5-6, dodge 3-4 down

Pass the treble in 4-5, dodge 5-6 down

Pass the treble in 3-4, dodge 5-6 up

Pass the treble in 2-3, dodge 3-4 up

Pass the treble in 1-2, make 2nds

BOB!

What to do at a...

<u>Work in Plain lead</u>	<u>work at a bob</u>	<u>Become which place bell</u>	<u>Work next time</u>
Dodge 3/4 down	Run in	2nds place bell	Dodge 3/4 down
Dodge 5/6 down	Unaffected	6ths place bell	Dodge 5/6 up
Dodge 5/6 up	Unaffected	5ths place bell	Dodge 3/4 up
Dodge 3/4 up	Make the bob (2 blows in 4ths place)	4ths place bell	Dodge 5/6 down
Make 2nds	Run out	3rds place bell	Make 2nds

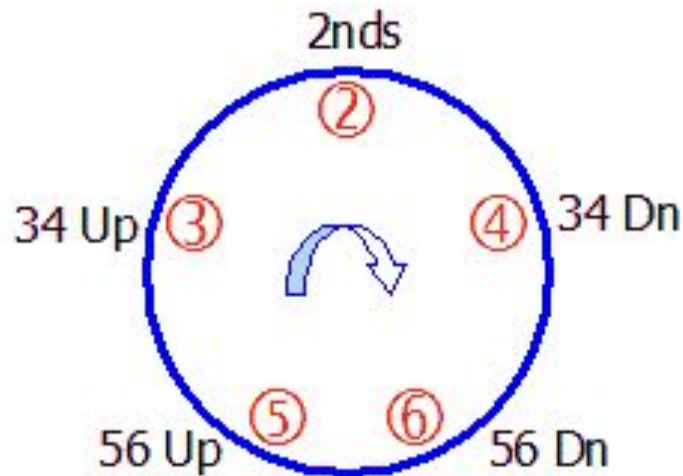
What is really happening at a bob

Place bells:

Run in = 2nds place bell

Run out = 3rds place bell

Make it = 4ths place bell

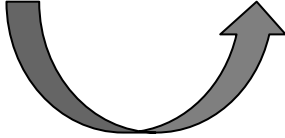


Plain Bob Minor

What is really happening at a bob

3 Makes the bob

m o i
6 5 3 2 4



6 5 2 4 3



Coursing Order
Transpositions

But Bobs will only get you so far

How many changes possible = 6!

$6 \times 5 \times 4 \times 3 \times 2 \times 1$

But Bobs can only generate 360



In and Out of Course Lead
ends

SINGLE!

What to do at a...

<u>Work in Plain lead</u>	<u>work at a single</u>	<u>Become which place bell</u>	<u>Work next time</u>
Dodge 3/4 down	Make the single. Two blows in 3rds place over the same bell then hunt out to the back	3rds place bell	Make 2nds
Dodge 5/6 down	Unaffected	6ths place bell	Dodge 5/6 up
Dodge 5/6 up	Unaffected	5ths place bell	Dodge 3/4 up
Dodge 3/4 up	Make the bob, 2 blows in 4ths place over the same bell.	4ths place bell	Dodge 5/6 down
Make 2nds	Unaffected	2nds place bell	Dodge 3/4 down

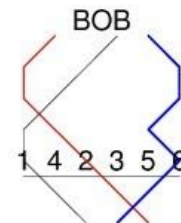
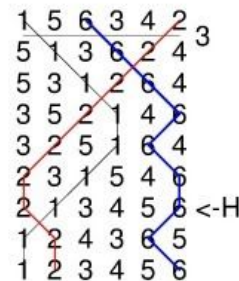
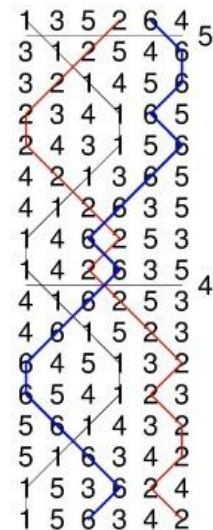
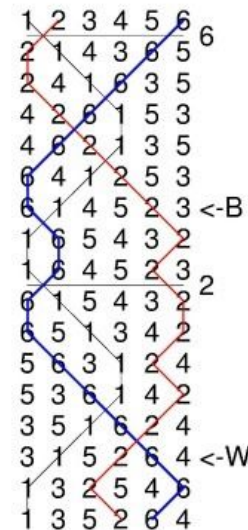
Questions about Plain Bob?



Little Bob

Now there's a dodge at the half-lead as well

Little Bob Minor
HL=X.16.X.14(12)(14)(1234)



Transferable Skills from Plain>Little

Backstrokes coming in

How to handle a dodge

Making Seconds - causes the bells in 3/4 & 5/6 to dodge

Coursing Order

What to do at a bob

Making 4ths

Watching the treble

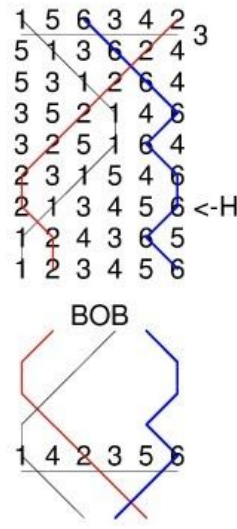
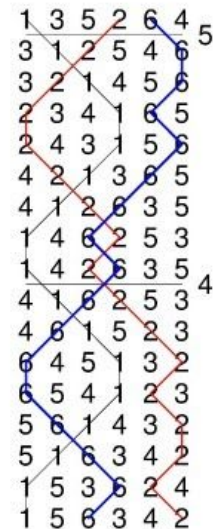
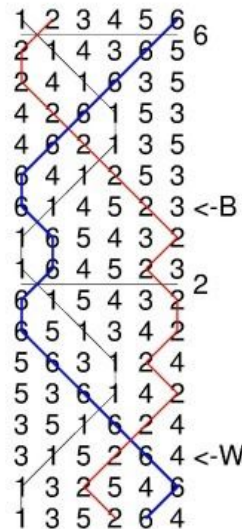
The treble hunts to 4ths

You dodge each time in
 $5/6$

You dodge each time in
 $3/4$ *Except when the
treble is there

Make seconds over the
treble

Little Bob Minor
HL=X.16.X.14(12)(14)(1234)



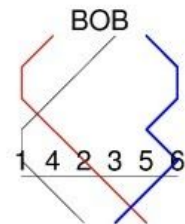
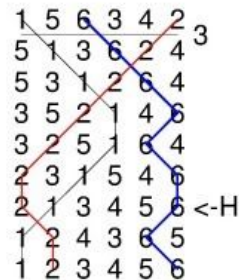
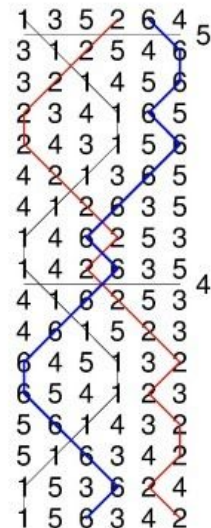
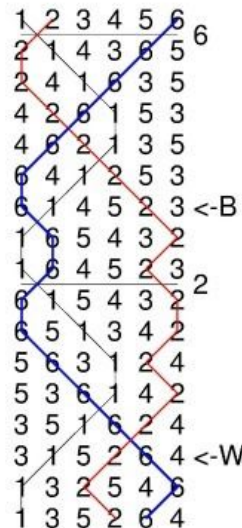
What to do at Bob!

Run out, Run in and Make it

But what then...

Watch the treble and remember the exception!

Little Bob Minor
HL=X.16.X.14(12)(14)(1234)



Little Bob will only get you so far!

How many changes are possible?

720's are IMPOSSIBLE



What makes a peal of minor?

**Little Bob
questions?**